

VARIOTEC DK

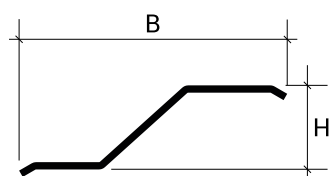
PRODUCT DESCRIPTION



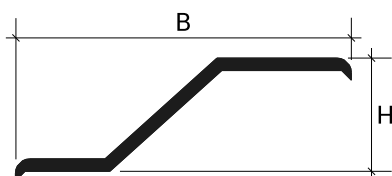
Especially conceived for residential and light commercial use, VARIOTEC DK profiles are available in a wide range of decorative finishes. This profile series is designed to join different floor types with an elevation difference ranging from 7 to 16mm. VARIOTEC DK profiles are selfadhesive - simply cut the profile to the desired length, remove the adhesive backing and press uniformly downwards on to the profile to install. Always make sure the base is solid, flat, level, clean and dry.

TECHNICAL FEATURES

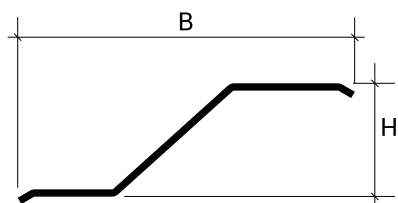
Length: 2,70 meters



DK37 - Stainless steel - Brass
H = 12,5 mm
For thicknesses from 7 to 12,5 mm



DK37 - Aluminum
H = 12,5 mm



DK47 - Stainless Steel - Brass
H = 16,5 mm
For thicknesses from 12,5 to 16 mm



MATERIAL DESCRIPTION

Stainless Steel



Steel profiles are made by cold forming sheets of constant thickness, thus differing from the corresponding aluminum and brass versions made by hot extrusion, while maintaining their application and dimensional characteristics. Stainless steel effectively resists high mechanical stress and is particularly suitable for use in the chemical, food, and hospital sectors, where hygiene, durability, and chemical resistance are essential. Normally produced with a semi-gloss finish, a brushed finish can also be achieved by partially removing material using rotating nylon and quartz fiber brushes. This process gives the surface a matte appearance without altering its characteristics.

AISI 304 STAINLESS STEEL - EN X 5 CrNi 18 10 - DIN 1.4301:

This steel belongs to the AUSTENITIC category and is the most widespread and commonly used alloy for products requiring high technical and performance characteristics. It is highly resistant to most chemical agents but may stain or darken superficially; a standard polishing product is sufficient to restore its original appearance.



IL

variotech >> DK in Stainless Steel AISI 304 - DIN 1.4301 Polished - Self-Adhesive			
Item	B mm	Finish	
DK37ILA270	37	IL - Polished	
DK47ILA270	47	IL - Polished	

MATERIAL DESCRIPTION

Aluminum

The primary aluminum alloy EN AW-6060 in T6 temper is suitable for complex extrusions, offering high strength and an excellent natural surface finish that lends itself well to subsequent finishing processes.

ANODIZED ALUMINUM:

The anodic oxidation process provides protection against corrosion caused by atmospheric agents, without involving galvanic treatments.

In accordance with the EN 12373 standard, profiles undergo preliminary treatments that create a uniformly matte surface. They are then colored through an electrochemical oxidation process in standard finishes: Silver, Gold, Bronze, Copper, and Titanium, with a coating thickness of up to 20 microns.



AS



AO



AB

variotech >> DK in Anodized Aluminum - Self-Adhesive			
Item	B mm	Finish	
DK37ASA270	37	AS - Silver	
DK37AOA270	37	AO - Gold	
DK37ABA270	37	AB - Bronze	

MATERIAL DESCRIPTION

Brass

Profiles made from CW618N (EN 12167) brass alloy are characterized by high resistance to mechanical stress, making them particularly suitable for heavy-traffic applications, such as industrial settings and at expansion joints. Brass is resistant to most chemical agents commonly encountered during the installation of ceramic coverings. However, in the presence of humidity or aggressive substances, the surface may develop superficial oxidation, which can be removed using a standard polishing product.



These profiles can be manufactured through either hot extrusion or cold forming from sheets of constant thickness.

POLISHED BRASS:

This finish is obtained using specialized polishing machines that mechanically enhance the surface without altering the material's intrinsic properties. In the presence of oxidizing agents, some surface darkening may occur, which can be easily restored using common polishing products.



OL

variotech >> DK in Polished Brass - Self-Adhesive			
Item	B mm	Finish	
DK37OLA270	37	OL - Polished	
DK47OLA270	47	OL - Polished	

APPLICATION

1. Check that the substrate is solid, flat, clean, degreased and dry, verifying that the application temperature is not lower than 15°C in case of gluing;
2. Cut the profile to the required length;
3. Apply the adhesive (FIXXTEC) to the part of the profile to be adhesived, or remove the protective paper from the adhesive for self-adhesive versions, and position the profile correctly without further adjustments;
4. Apply the profile with uniform pressure without hammering;
5. Remove any adhesive residue from the profile immediately.

N.B.: Aluminum profiles offer limited resistance to alkaline substances, so their use must be evaluated according to the expected chemical aggressions. Aluminum profiles in contact with cementitious substances can be attacked by corrosion processes, so residues of used adhesives and sealants should be removed immediately. When laying, the right amount of adhesive must be used and the right drying times observed, avoiding creating cavities in which water can stagnate, which would lead to the formation of alkaline substances (aluminum hydroxide) and trigger corrosive electrolytic phenomena.

CLEANING AND MAINTENANCE

STAINLESS STEEL:

Stainless steel is easy to clean and very hygienic because of its smooth, nonporous surface, which hinders the growth of bacteria. To keep it in good condition, simply wash it with warm soapy water, rinse it thoroughly and dry it with a soft cloth. If exposed to weathering, periodic cleaning is recommended to prevent corrosion. Brushed surfaces should be cleaned in the direction of brushing. In case of scratches, a specific polish can be used with a soft cloth.

Avoid cleaning agents containing hydrochloric acid, hydrofluoric acid or bleach, as well as abrasive products. Do not leave ordinary steel objects in contact with stainless steel to prevent contamination and rust stains. Also, do not leave damp patches or sponges on the surface to prevent water halos.

ALUMINIUM:

Aluminum requires no special maintenance.

For cleaning, use colorless alcohol diluted in water or neutral detergents, avoiding acidic ones (e.g., hydrochloric or hydrofluoric acid); use non-abrasive sponges or cloths to avoid damage. We recommend not applying cleaners directly to surfaces. After cleaning, rinse with water and dry immediately with a soft cloth. Avoid polishes. Quickly remove residual cement or grout to protect the surface.

BRASS:

Brass does not require special maintenance and is easily cleaned with alcohol diluted in water or with neutral detergents, avoiding those with an acidic base.

It is recommended to use water with mild detergents, ensuring the final rinse is with water only. To avoid scratches, use exclusively non-abrasive cloths or sponges. For maintenance, common polishes available on the market can be used.

WARNINGS

These profiles should be handled with care, using cut-resistant gloves. The indications and prescriptions herein, while corresponding to our experience, are to be considered purely indicative and must be confirmed by exhaustive practical applications. Profilitec declines any responsibility for any damage to people or things resulting from improper use of the products. The user is required to determine whether or not the product is suitable for use and assumes all responsibility arising from incorrect installation of the material.

BILL OF QUANTITIES ITEM

Supply and installation of profile in _____ (material), with finish _____ (see Material Description section) of characteristic size _____ mm. Profile with connected upper part for an ideal floor finish.

Family type _____ from the Profilitec company as a finishing and connection profile between existing floors and new flooring to be supplied and installed properly, following the methods and fields of application suggested by the manufacturer.

Profile length: 2700 mm

Profile SKU: _____

Material: _____ €/m

Installation: _____ €/m

Totale price: _____ €/m